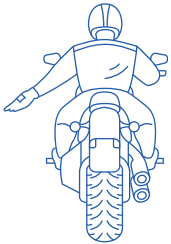


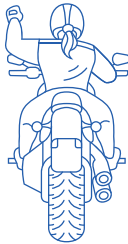
MOTORCYCLE HAND SIGNALS

Learn how to communicate with other motorcyclists on the road with this helpful guide.



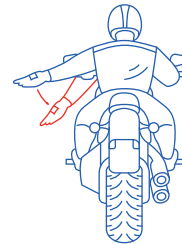
Left Turn

Arm and hand extending left, palm facing down



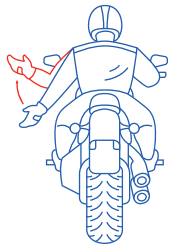
Right Turn

Arm out, bent at a 90° angle, fist clenched



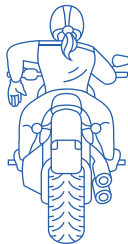
Slow Down

Arm extended straight out, palm facing down, swing down to your side




Speed Up

Arm extended straight out, palm facing up, swing upward




Stop

Arm extended straight down, palm facing back




You Lead/Come

Arm extended upward at 45°, palm forward pointing with index finger, swing in arc from back to front



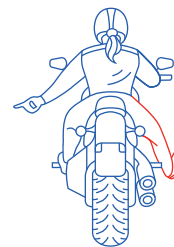
Single File

Arm and index finger extended straight up



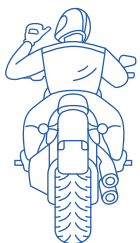
Double File

Arm with index and middle finger extended straight up



Hazard in Roadway

On the left, point with left hand; on the right, point with right foot




Refreshment Stop

Fingers closed, thumb to mouth



Pull Off

Arm positioned as for right turn, forearm swung toward shoulder



Friendly Wave

Left or right arm extended, with index and middle finger pointing down to make a peace sign